

# PRODUCT

# XINTONG

since

1999

Yangzhou Xintong International  
Trade Co.,Ltd



[www.xtonsolar.com](http://www.xtonsolar.com)

[rtf@xintong-group.com](mailto:rtf@xintong-group.com)



+008618036245278

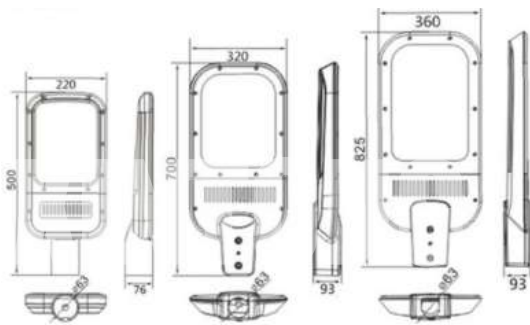


# Street Light XT-001

XT-001




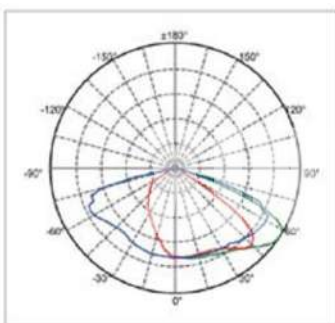
Dimensions



Details



Photometric data



Specification

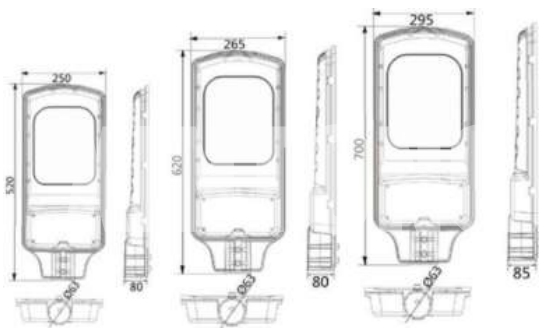
Type	Power	Luminous efficiency	CCT	Installation Height	Size	Weight
XT-001	30-80W	130lm/W	3000/4000/5700k	4-6m	500*220*76	2.6kg
XT-001	100-150W	130lm/W	3000/4000/5700k	8-12m	700*320*93	6.5kg
XT-001	160-250W	130lm/W	3000/4000/5700k	12-15m	825*360*93	8.5kg

# Street Light XT-002

XT-002




Dimensions



Details



Photometric data



Specification

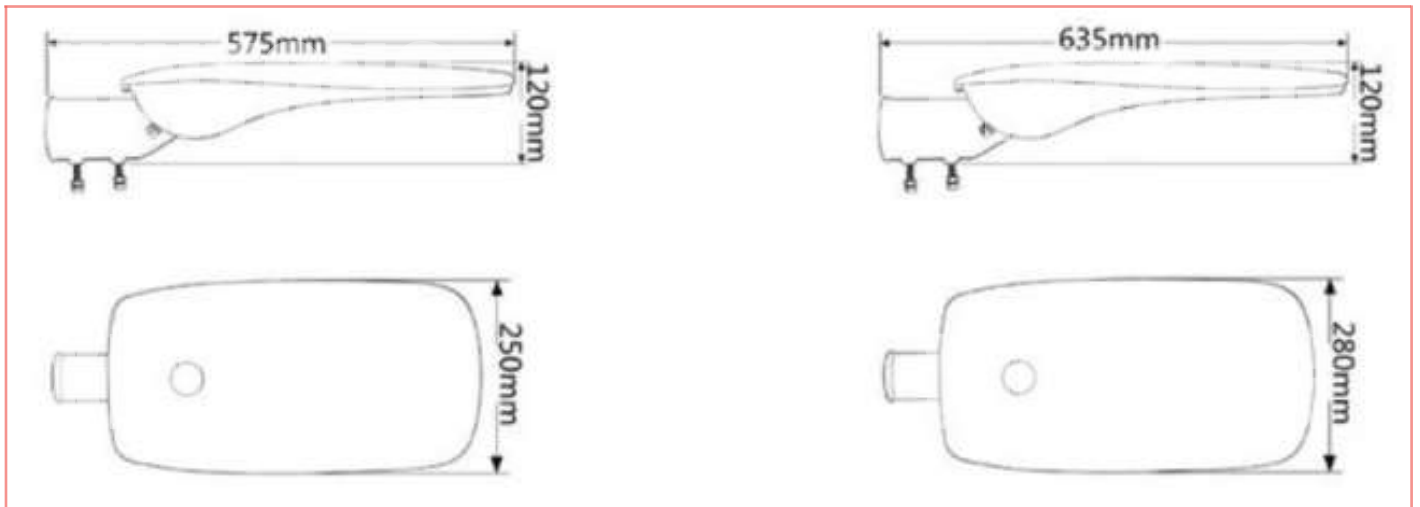
Type	Power	Luminous efficiency	CCT	Installation Height	Size	Weight
XT-002	30-80W	130lm/W	3000/4000/5700k	4-6m	520*250*80	2.5kg
XT-002	100-150W	130lm/W	3000/4000/5700k	8-12m	620*265*80	3.5kg
XT-002	160-250W	130lm/W	3000/4000/5700k	12-15m	700*295*85	4.8kg

# Street Light XT-003

XT-003



Dimensions



Specification

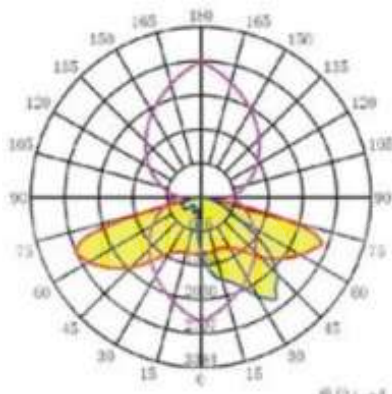
Type	Power	Luminous efficiency	CCT	Installation Height	Size	Weight
XT-003	40-60W	130lm/W	3000/4000/5700k	4-6m	575*250*120	4.6kg
XT-003	80-100W	130lm/W	3000/4000/5700k	4-6m	575*250*120	4.6kg
XT-003	100-150W	130lm/W	3000/4000/5700k	8-12m	635*280*120	5.4kg

# Street Light XT-004

XT-004



Dimensions

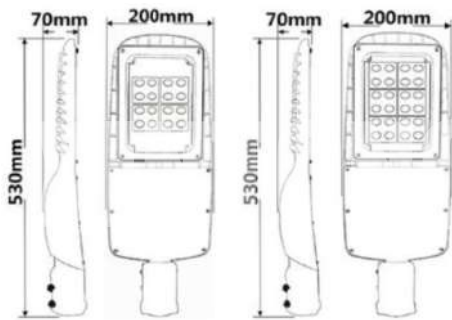


# Street Light XT-005

XT-005



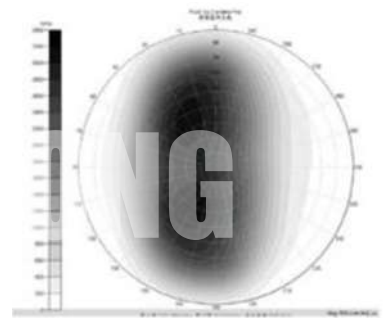
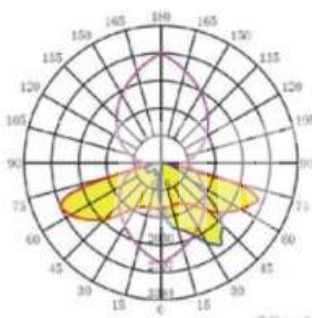
Dimensions



Details



Photometric data



Specification

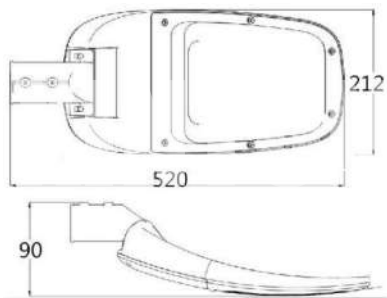
Type	Power	Luminous efficiency	CCT	Installation Height	Size	Weight
XT-005	60-80W	130lm/W	3000/4000/5700k	4-6m	530*200*70	2.4kg
XT-005	80-100W	130lm/W	3000/4000/5700k	8-12m	530*200*70	2.4kg

# Street Light XT-Series

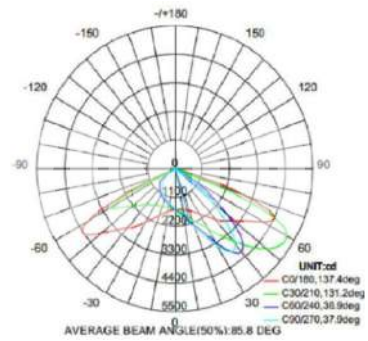
## XT-Series-1



## Dimensions



## Photometric data



## Specification

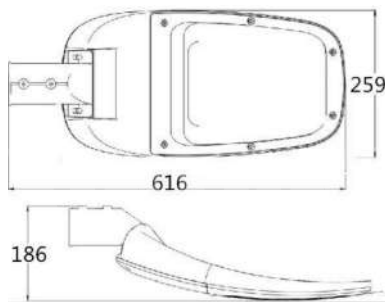
Item No.	Input Voltage	Power Factor	Frequency Range
XT-Series-1	AC90-270V	>0.95	50/60Hz
Color Temperature	CRI(Ra)	Beam Angle	Working Humidity
2800-7000K	70	135*85	10%-90%RH
Mounting Hole	Lifespan	IP Class	Carton Size
60MM	50000H	IP65	570*240*255MM
PCS/Ctn	G.W/N.W.	Power	
2PCS	6.5/6(KG)	30-50W	

# Street Light XT-Series

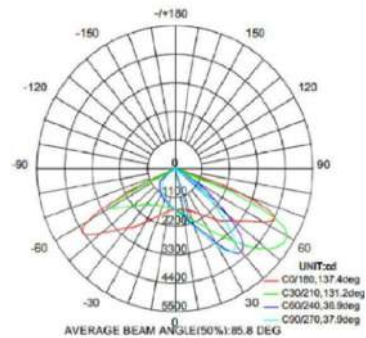
## XT-Series-2



## Dimensions



## Photometric data



## Specification

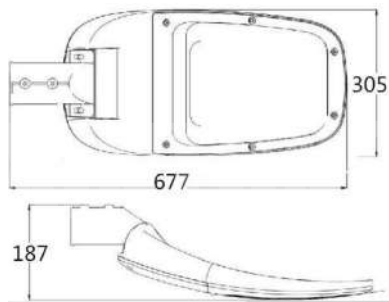
Item No.	Input Voltage	Power Factor	Frequency Range
XT-Series-2	AC90-270V	>0.95	50/60Hz
Color Temperature	CRI(Ra)	Beam Angle	Working Humidity
2800-7000K	70	135*85	10%-90%RH
Mounting Hole	Lifespan	IP Class	Carton Size
60MM	50000H	IP65	690*300*150MM
PCS/Ctn	G.W/N.W.	Power	
1PCS	5.5/5(KG)	60-80W	

# Street Light XT-Series

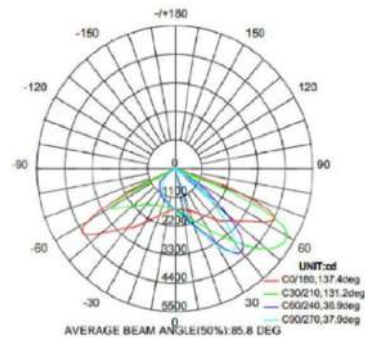
## XT-Series-3



## Dimensions



## Photometric data



## Specification

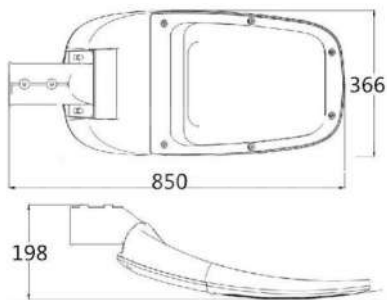
Item No.	Input Voltage	Power Factor	Frequency Range
XT-Series-3	AC90-270V	>0.95	50/60Hz
Color Temperature	CRI(Ra)	Beam Angle	Working Humidity
2800-7000K	70	135*85	10%-90%RH
Mounting Hole	Lifespan	IP Class	Carton Size
60MM	50000H	IP65	735*355*175MM
PCS/Ctn	G.W/N.W.	Power	
1PCS	7/6.5(KG)	100-140W	

# Street Light XT-Series

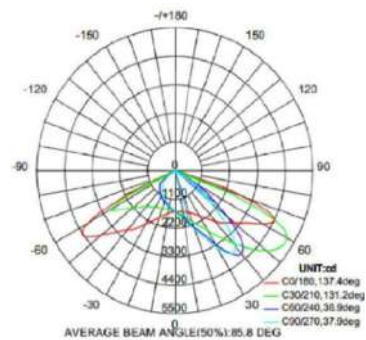
## XT-Series-4



## Dimensions



## Photometric data



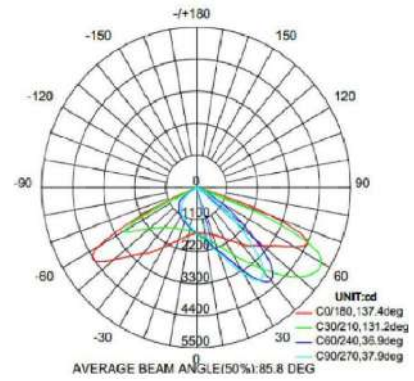
## Specification

Item No.	Input Voltage	Power Factor	Frequency Range
XT-Series-4	AC90-270V	>0.95	50/60Hz
Color Temperature	CRI(Ra)	Beam Angle	Working Humidity
2800-7000K	70	135*85	10%-90%RH
Mounting Hole	Lifespan	IP Class	Carton Size
60MM	50000H	IP65	915*415*185MM
PCS/Ctn	G.W/N.W.	Power	
1PCS	12/11.5(KG)	200W	

# Street Light XT-Series

## XT-Series-5

## Photometric data



## Specification

Item No.	Input Voltage	Power Factor	Frequency Range
XT-Series-5	AC90-270V	>0.95	50/60Hz
Color Temperature	CRI(Ra)	Beam Angle	Working Humidity
2800-7000K	70	135*85	10%-90%RH
Mounting Hole	Lifespan	IP Class	Carton Size
60MM	50000H	IP65	915*415*185MM
PCS/Ctn	G.W/N.W.	Power	
1PCS	12/11.5(KG)	200W	

# Street Light XT-Series

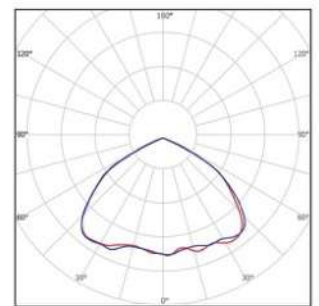
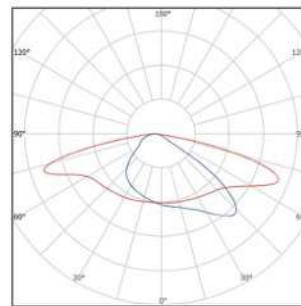
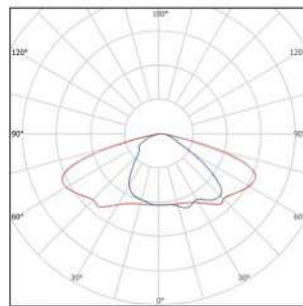
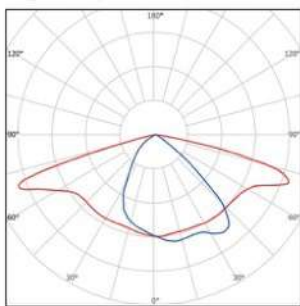
## XT-Series-6



## Dimensions



## Photometric data

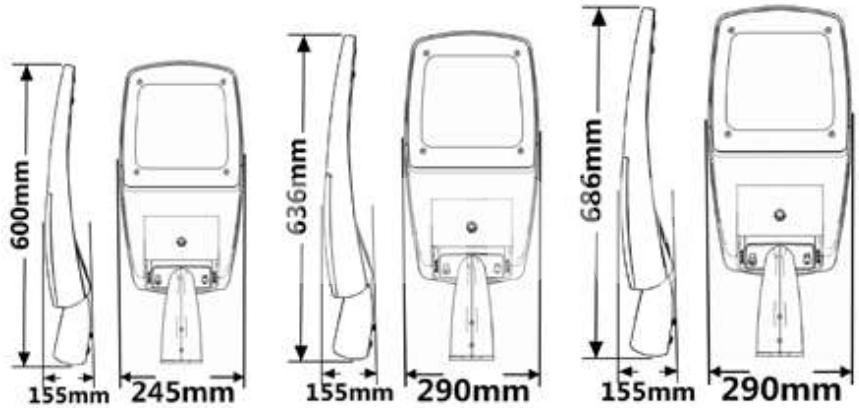


## Specification

Power	Size(mm)	Input Voltage	LED Type	Kelvin	Luminous	CRI	Lifetime	IP Level	Certificate
40W	560*230*135	100-240V ~ AC	SMD3030 SMD5050 CREE	3000K 4000K 5000K 5700K 6500K	5200lm	80Ra	50,000H	IP66	ENEC CE RoHS IP66 IK08
60W	560*230*135	100-240V ~ AC			7800lm	80Ra	50,000H	IP66	
80W	560*230*135	100-240V ~ AC			10400lm	80Ra	50,000H	IP66	
80W	610*260*135	100-240V ~ AC			13000lm	80Ra	50,000H	IP66	
100W	610*260*135	100-240V ~ AC			15600lm	80Ra	50,000H	IP66	
120W	610*260*135	100-240V ~ AC			19500lm	80Ra	50,000H	IP66	
120W	660*290*135	100-240V ~ AC			23400lm	80Ra	50,000H	IP66	
150W	660*290*135	100-240V ~ AC			26000lm	80Ra	50,000H	IP66	
180W	660*290*135	100-240V ~ AC			26000lm	80Ra	50,000H	IP66	

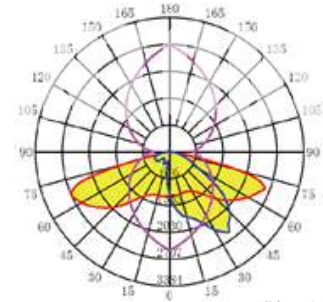
# Street Light XT-Series

## XT-Series-7



### Dimensions

### Photometric data



### Specification

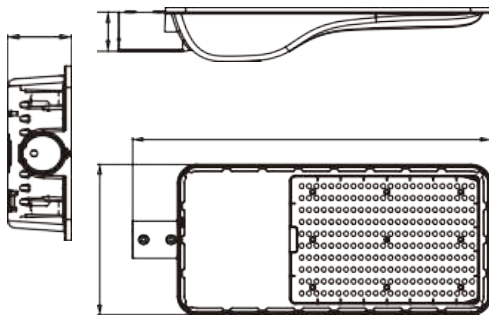
Power	Luminous efficiency (Chips)	CCT	LED Chip	Installation Height	Size (mm)	Driver	Weight (Casting)
30-80W	130lm/W	3000/4000/5700K	Lumileds/Bridgelux	4-6m	600x245x155	Philips/Meanwell/Moso	kg
80-150W	130lm/W	3000/4000/5700K	Lumileds/Bridgelux	8-12m	636x290x155	Philips/Meanwell/Moso	5.1kg
120-180W	130lm/W	3000/4000/5700K	Lumileds/Bridgelux	12-15m	686x290x155	Philips/Meanwell/Moso	6.2kg

# Street Light XT-Series

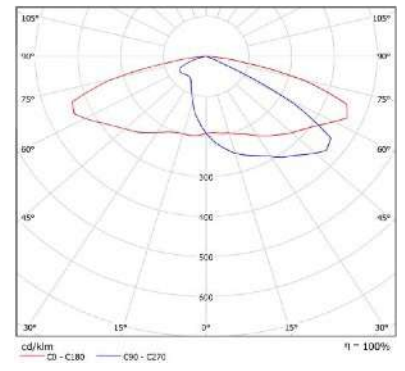
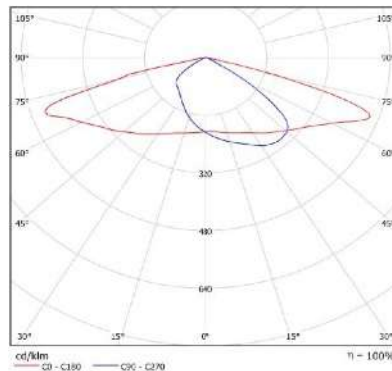
## XT-Series-8



### Dimensions



### Photometric data



### Specification

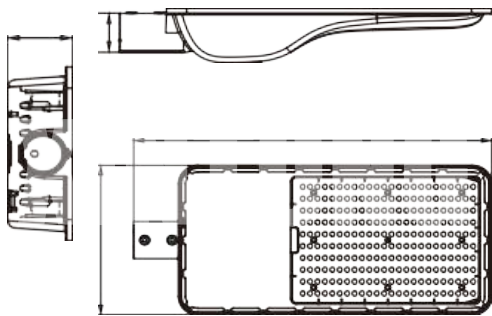
Item No.	Input Voltage	Power Factor	Frequency Range
XT-Series-10	AC90-270V	>0.95	50/60Hz
Color Temperature	CRI(Ra)	Beam Angle	Working Humidity
2800-7000K	70	135*85	10%-90%RH
Mounting Hole	Lifespan	IP Class	Carton Size
60MM	50000H	IP65	915*415*185MM
PCS/Ctn	G.W/N.W.	Power	
1PCS	12/11.5(KG)	30-250W	

# Street Light XT-Series

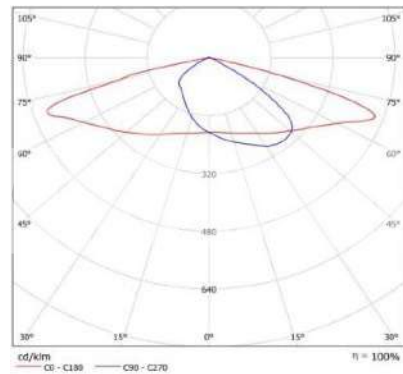
## XT-Series-9



## Dimensions



## Photometric data



## Specification

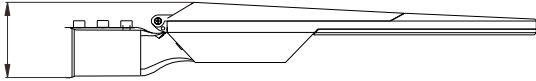
Item No.	Input Voltage	Power Factor	Frequency Range
XT-Series-11	AC90-270V	>0.95	50/60Hz
Color Temperature	CRI(Ra)	Beam Angle	Working Humidity
2800-7000K	70	135°*85	10%-90%RH
Mounting Hole	Lifespan	IP Class	Carton Size
60MM	50000H	IP65	915*415*185MM
PCS/Ctn	G.W/N.W.	Power	
1PCS	12/11.5(KG)	50-250W	

# Street Light XT-Series

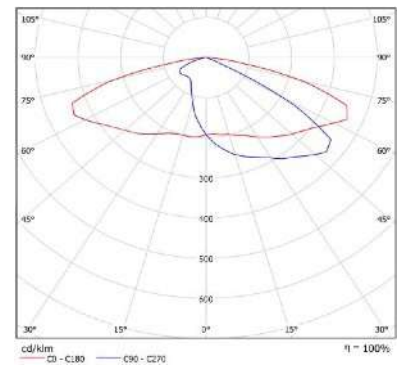
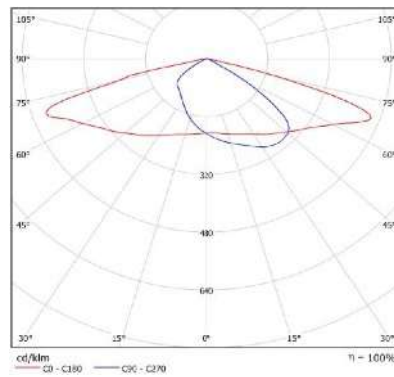
## XT-Series-10



## Dimensions



## Photometric data



## Specification

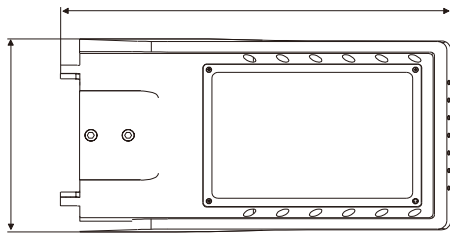
Item No.	Input Voltage	Power Factor	Frequency Range
XT-Series-12	AC90-270V	>0.95	50/60Hz
Color Temperature	CRI(Ra)	Beam Angle	Working Humidity
2800-7000K	70	135°x85	10%-90%RH
Mounting Hole	Lifespan	IP Class	Carton Size
60MM	50000H	IP65	915*415*185MM
PCS/Ctn	G.W/N.W.	Power	
1PCS	12/11.5(KG)	30-250W	

# Street Light XT-Series

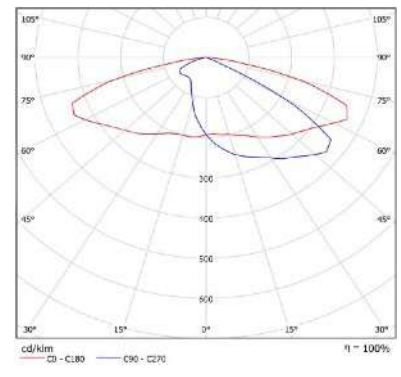
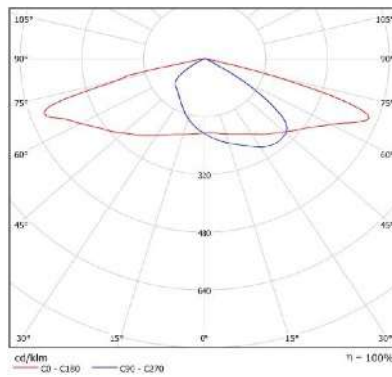
## XT-Series-11



### Dimensions



### Photometric data



### Specification

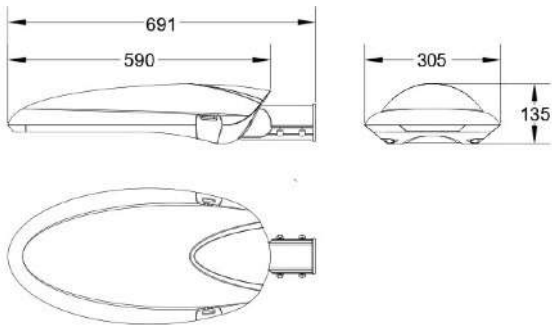
Item No.	Input Voltage	Power Factor	Frequency Range
XT-Series-13	AC90-270V	>0.95	50/60Hz
Color Temperature	CRI(Ra)	Beam Angle	Working Humidity
2800-7000K	70	135°*85°	10%-90%RH
Mounting Hole	Lifespan	IP Class	Carton Size
60MM	50000H	IP65	915*415*185MM
PCS/Ctn	G.W/N.W.	Power	
1PCS	12/11.5(KG)	30-250W	

# Street Light XT-Series

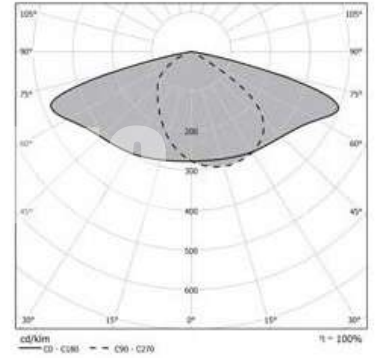
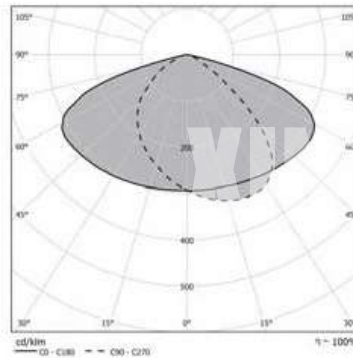
## XT-Series-12



### Dimensions



### Photometric data



### Specification

Power (W)	LED QTY (pcs)	Light Distribution	4000K Ra70@Tq=25 °C		3000K Ra70@Tq=25 °C	
			Luminaire Efficiency	Luminous Flux	Luminaire Efficiency	Luminous Flux
35	12	UNI-618	140 lm/w	4900	130 lm/w	4550
60	24	UNI-618	140 lm/w	8400	130 lm/w	7800

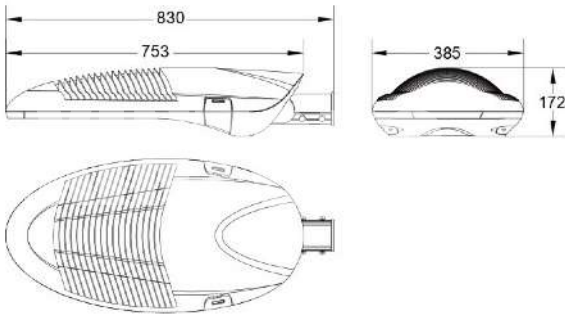
Power (W)	LED QTY (pcs)	Light Distribution	4000K Ra70@Tq=25 °C		3000K Ra70@Tq=25 °C	
			Luminaire Efficiency	Luminous Flux	Luminaire Efficiency	Luminous Flux
35	24	UNI-618	150 lm/w	5250	140 lm/w	4900
60	30	UNI-618	150 lm/w	9000	140 lm/w	8400

# Street Light XT-Series

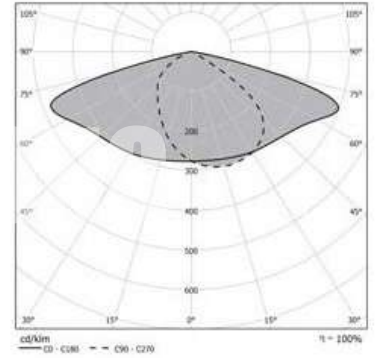
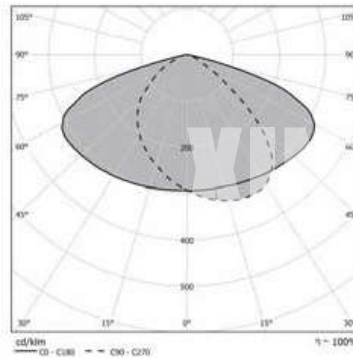
## XT-Series-13



### Dimensions



### Photometric data



### Specification

150	48	UNI-618	140 lm/w	21000	130 lm/w	19500
180	56	UNI-618	140 lm/w	25200	130 lm/w	23400
200	56	UNI-618	140 lm/w	28000	130 lm/w	26000
240	64	UNI-618	140 lm/w	33600	130 lm/w	31200

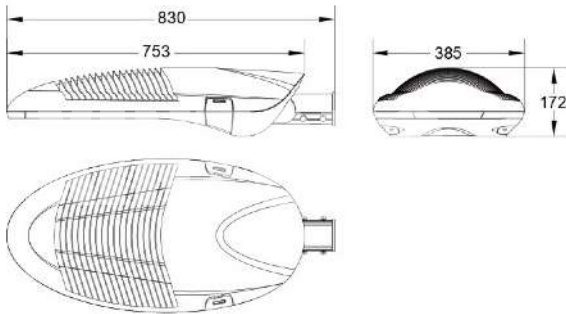
Power (W)	LED QTY (pcs)	Light Distribution	4000K Ra70@Tq=25 °C		3000K Ra70@Tq=25 °C	
			Luminaire Efficiency	Luminous Flux	Luminaire Efficiency	Luminous Flux
150	64	UNI-618	140 lm/w	22500	130 lm/w	21000
180	90	UNI-618	140 lm/w	27000	130 lm/w	25200

# Street Light XT-Series

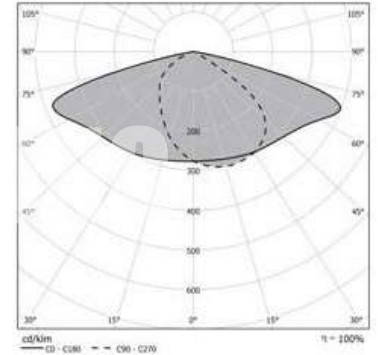
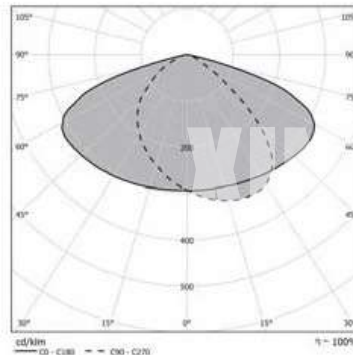
## XT-Series-14



### Dimensions



### Photometric data



### Specification

Power (W)	LED QTY (pcs)	Light Distribution	4000K Ra70@Tq=25°C		3000K Ra70@Tq=25°C	
			Luminaire Efficiency	Luminous Flux	Luminaire Efficiency	Luminous Flux
90	30	UNI-618	140 lm/w	12600	130 lm/w	11700
120	36	UNI-618	140 lm/w	16800	130 lm/w	15600

Power (W)	LED QTY (pcs)	Light Distribution	4000K Ra70@Tq=25°C		3000K Ra70@Tq=25°C	
			Luminaire Efficiency	Luminous Flux	Luminaire Efficiency	Luminous Flux
90	42	UNI-618	150 lm/w	13500	140 lm/w	12600
120	54	UNI-618	150 lm/w	18000	140 lm/w	16800

# Street Light XT-Series

## XT-Series-15



## Dimensions



## Specification


Power	Size(mm)	Input Voltage	LED Type	Kelvin	Luminous	CRI	Lifetime	Beam Angle	Certificate
100W-120W	380*220*120	100-240V ~ AC	SMD3030	3000K 4000K 5000K 5700K 6500K	11000-13200	70Ra	50,000h	20°/40°/ 60°/90°/ 100°*140°	ENEC CE RoHS IP66 IK08
200W-240W	380*350*120	100-240V ~ AC			22000-26400	70Ra	50,000h		
300W-360W	480*380*120	100-240V ~ AC			33000-39600	70Ra	50,000h		
400W-480W	620*380*120	100-240V ~ AC			44000-52800	70Ra	50,000h		
500W-600W	750*480*120	100-240V ~ AC			55000-66000	70Ra	50,000h		
600W-720W	760*480*120	100-240V ~ AC			66000-79200	70Ra	50,000h		
800W-960W	760*620*120	100-240V ~ AC			88000-105600	70Ra	50,000h		
1000W-1200W	760*750*120	100-240V ~ AC			110000-132000	70Ra	50,000h		

# Street Light XT-Series

## XT-Series-16



## Dimensions



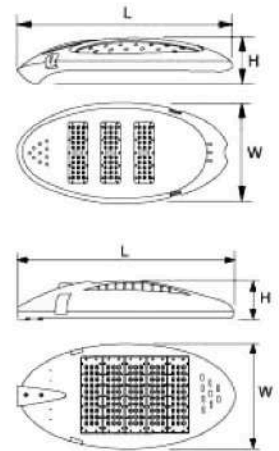
## Specification

Power	Size(mm)	Input Voltage	LED Type	Kelvin	Luminous	CRI	Lifetime	Beam Angle	Certificate
50W	315*87*212	100-240V ~ AC	SMD3030	3000K 4000K 5000K 5700K 6500K	5500	70Ra	50,000H	60/90/120	ENEC CE RoHS IP66 IK08
100W	315*177*212	100-240V ~ AC			11000	70Ra	50,000H	60/90/120	
150W	315*267*212	100-240V ~ AC			16500	70Ra	50,000H	60/90/120	
200W	315*357*212	100-240V ~ AC			22000	70Ra	50,000H	60/90/120	
250W	315*447*212	100-240V ~ AC			27500	70Ra	50,000H	60/90/120	
300W	315*537*212	100-240V ~ AC			33000	70Ra	50,000H	60/90/120	
400W	631*375*212	100-240V ~ AC			44000	70Ra	50,000H	60/90/120	
500W	631*471*212	100-240V ~ AC			55000	70Ra	50,000H	60/90/120	
600W	631*567*212	100-240V ~ AC			66000	70Ra	50,000H	60/90/120	

# Street Light XT-Series





LED17-001



- 高强度铝合金压铸外壳，影响水平可以达到 IK09；
- 高性能专利光学透镜，透光率为 95%，无眩光。
- 全套不锈钢紧固件、方便安装、免费维修；
- 采用快速插头类型电气连接设计，维护更方便、安全。

SIZE	L	W	H	Power
A	780	350	170	LED120W~180W
B	800	360	235	LED180W~240W
C	1000	420	240	LED240W~300W



功率 LED Power	流明 Lumens	频率 Frequency Range	色温 Color Temperature	效率 Efficiency	安装管径 Pipe Diameter
LED150W-400W	120lm/W	50~60HZ	5000~7000K	>90%	Φ60mm

# Street Light XT-Series



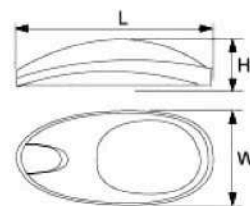
LED17-004



LED17-005



<b>PF</b> >0.95	<b>10%~90%</b>	AC85~265V
<b>CRI</b> >75	+50°C -35°C	50,000h



SIZE	L	W	H	Power
LED17-004	900	380	200	LED60W-200W
LED17-005A	730	280	200	LED30W-80W
LED17-005B	900	380	200	LED90W-120W

功率 LED Power	流明 Lumens	频率 Frequency Range	色温 Color Temperature	效率 Efficiency	安装管径 Pipe Diameter
LED90W-250W	120lm/W	50~60HZ	5000~7000K	>90%	Φ60mm
LED30W-120W	120lm/W	50~60HZ	5000~7000K	>90%	Φ60mm



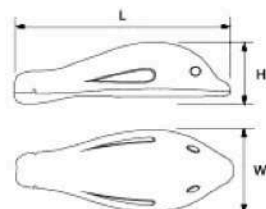
LED17-007



LED17-008



<b>PF</b> >0.95	<b>10%~90%</b>	AC85~265V
<b>CRI</b> >75	+50°C -35°C	50,000h



SIZE	L	W	H	Power
LED17-007	1000	390	280	LED90W-300W
LED17-008A	810	300	180	LED30W-60W
LED17-008B	1000	390	280	LED60W-120W

功率 LED Power	流明 Lumens	频率 Frequency Range	色温 Color Temperature	效率 Efficiency	安装管径 Pipe Diameter
LED90W-300W	120lm/W	50~60HZ	5000~7000K	>90%	Φ60mm
LED30W-120W	120lm/W	50~60HZ	5000~7000K	>90%	Φ60mm

# Street Light XT-Series




LED17-009



LED17-010



<b>PF</b> >0.95	10%~90%	AC85~265V
<b>CRI</b> >75	+50°C -35°C	50,000h



SIZE	L	W	H	Power
LED17-009	1060	380	260	LED90W-300W
LED17-010A	780	310	180	LED60W
LED17-010B	810	330	220	LED80W
LED17-010C	1060	380	260	LED150W

功率 LED Power	流明 Lumens	频率 Frequency Range	色温 Color Temperature	效率 Efficiency	安装管径 Pipe Diameter
LED90W-300W	120lm/W	50~60HZ	5000~7000K	>90%	Φ60mm
LED60W-150W	120lm/W	50~60HZ	5000~7000K	>90%	Φ60mm



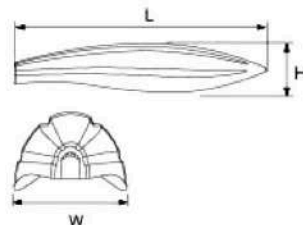
LED17-011



LED17-012



<b>PF</b> >0.95	10%~90%	AC85~265V
<b>CRI</b> >75	+50°C -35°C	50,000h



SIZE	L	W	H	Power
LED17-011	1060	380	280	LED150W-300W
LED17-012A	860	330	210	LED30W-60W
LED17-012B	1060	380	280	LED60W-100W

功率 LED Power	流明 Lumens	频率 Frequency Range	色温 Color Temperature	效率 Efficiency	安装管径 Pipe Diameter
LED150W-300W	120lm/W	50~60HZ	5000~7000K	>90%	Φ60mm
LED30W-100W	120lm/W	50~60HZ	5000~7000K	>90%	Φ60mm

# Street Light XT-Series



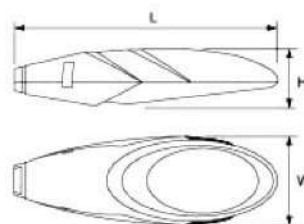
LED17-013



LED17-014



<b>PF</b> >0.95	10%~90%	AC85~265V
<b>CRI</b> >75	+50°C -35°C	50,000h



SIZE	L	W	H	Power
LED17-013	1050	345	230	LED90W-250W
LED17-014A	730	270	170	LED10W-40W
LED17-014B	830	320	180	LED40W-70W
LED17-014C	1050	345	230	LED60W-100W

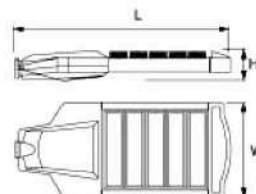
功率 LED Power	流明 Lumens	频率 Frequency Range	色温 Color Temperature	效率 Efficiency	安装管径 Pipe Diameter
LED90W-250W	120lm/W	50~60HZ	5000~7000K	>90%	Φ60mm
LED10W-100W	120lm/W	50~60HZ	5000~7000K	>90%	Φ60mm



LED17-015



<b>PF</b> >0.95	10%~90%	AC85~265V
<b>CRI</b> >75	+50°C -35°C	50,000h



SIZE	L	W	H	Power
A	660	400	120	LED60W
B	740	400	120	LED90W
C	820	400	120	LED120W
D	900	400	120	LED150W
E	980	400	120	LED180W

功率 LED Power	流明 Lumens	频率 Frequency Range	色温 Color Temperature	效率 Efficiency	安装管径 Pipe Diameter
LED60W-180W	120lm/W	50~60HZ	5000~7000K	>90%	Φ60mm

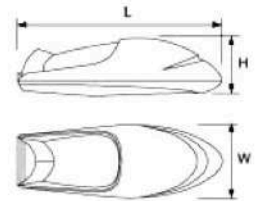
# Street Light XT-Series



LED17-017



<b>PF</b> >0.95	10%~90%	AC85~265V
<b>CRI</b> >75	+50°C -35°C	50,000h



LED17-018



SIZE	L	W	H	Power
LED17-017	900	380	240	LED90W-250W
LED17-018A	730	280	200	LED30W-60W
LED17-018B	810	300	210	LED60W-100W

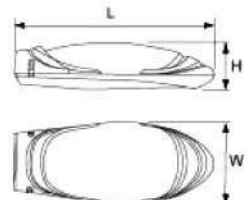
功率 LED Power	流明 Lumens	频率 Frequency Range	色温 Color Temperature	效率 Efficiency	安装管径 Pipe Diameter
LED90W-250W	120lm/W	50~60HZ	5000~7000K	>90%	Φ60mm
LED30W-100W	120lm/W	50~60HZ	5000~7000K	>90%	Φ60mm



LED17-019



<b>PF</b> >0.95	10%~90%	AC85~265V
<b>CRI</b> >75	+50°C -35°C	50,000h



LED17-020



SIZE	L	W	H	Power
LED17-019	900	380	240	LED90W-250W
LED17-020A	730	280	200	LED30W-60W
LED17-020B	810	300	210	LED60W-100W
LED17-020C	900	380	240	LED90W-150W

功率 LED Power	流明 Lumens	频率 Frequency Range	色温 Color Temperature	效率 Efficiency	安装管径 Pipe Diameter
LED90W-250W	120lm/W	50~60HZ	5000~7000K	>90%	Φ60mm
LED30W-150W	120lm/W	50~60HZ	5000~7000K	>90%	Φ60mm

# Street Light XT-Series



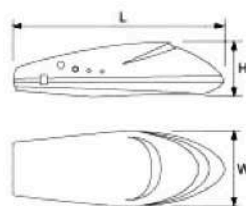
LED17-021



LED17-022



<b>PF</b> >0.95	<b>10%~90%</b>	<b>AC85~265V</b>
<b>CRI</b> >75	<b>+50°C -35°C</b>	<b>50,000h</b>



SIZE	L	W	H	Power
LED17-021	900	380	240	LED90W-250W
LED17-022A	730	280	200	LED30W-60W
LED17-022B	810	300	210	LED60W-100W
LED17-022C	900	380	240	LED90W-150W

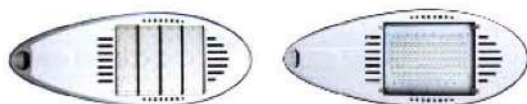
功率 LED Power	流明 Lumens	频率 Frequency Range	色温 Color Temperature	效率 Efficiency	安装管径 Pipe Diameter
LED90W-250W	120lm/W	50~60HZ	5000~7000K	>90%	Φ60mm
LED30W-150W	120lm/W	50~60HZ	5000~7000K	>90%	Φ60mm



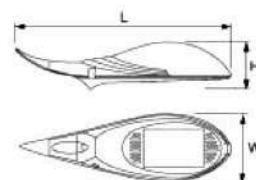
LED17-023



LED17-024



<b>PF</b> >0.95	<b>10%~90%</b>	<b>AC85~265V</b>
<b>CRI</b> >75	<b>+50°C -35°C</b>	<b>50,000h</b>



SIZE	L	W	H	Power
LED17-023	900	380	200	LED60W-200W
LED17-024	900	380	200	LED30W-100W

功率 LED Power	流明 Lumens	频率 Frequency Range	色温 Color Temperature	效率 Efficiency	安装管径 Pipe Diameter
LED60W-200W	120lm/W	50~60HZ	5000~7000K	>90%	Φ60mm
LED30W-100W	120lm/W	50~60HZ	5000~7000K	>90%	Φ60mm

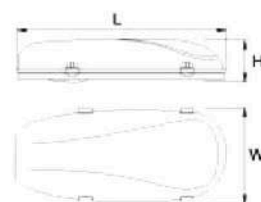
# Street Light XT-Series



LED17-017



<b>PF</b> >0.95	10%~90%	AC85~265V
<b>CRI</b> >75	+50°C -35°C	50,000h



LED17-018



SIZE	L	W	H	Power
LED17-014	650	390	110	LED120W
LED17-015A	780	340	160	LED150W

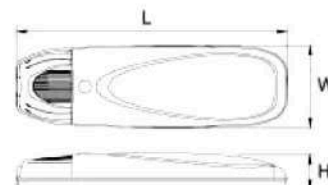
功率 LED Power	流明 Lumens	频率 Frequency Range	色温 Color Temperature	效率 Efficiency	安装管径 Pipe Diameter
LED120W-150W	120lm/W	50~60HZ	5000~7000K	>90%	Φ60mm
LED30W-100W	120lm/W	50~60HZ	5000~7000K	>90%	Φ60mm



LED17-019



<b>PF</b> >0.95	10%~90%	AC85~265V
<b>CRI</b> >75	+50°C -35°C	50,000h



LED17-020



SIZE	L	W	H	Power
LED17-014	1480	449	200	LED300W
LED17-014	1480	449	200	LED400W

功率 LED Power	流明 Lumens	频率 Frequency Range	色温 Color Temperature	效率 Efficiency	安装管径 Pipe Diameter
LED300W	110lm/W	50~60HZ	5000~7000K	>90%	Φ76mm
LED400W	130lm/W	50~60HZ	5000~7000K	>90%	Φ76mm

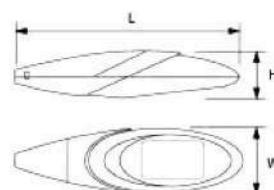
# Street Light XT-Series



LED17-021



<b>PF</b> >0.95	10%~90%	AC85~265V
<b>CRI</b> >75	+50°C -35°C	50,000h



LED17-022



SIZE	L	W	H	Power
LED17-021A	700	270	200	LED30W
LED17-021B	860	315	235	LED90W
LED17-021C	1000	350	245	LED120W
LED17-022A	700	270	200	LED60W
LED17-022B	860	315	235	LED150W
LED17-022C	1000	350	245	LED200W


功率 LED Power	流明 Lumens	频率 Frequency Range	色温 Color Temperature	效率 Efficiency	安装管径 Pipe Diameter
LED30W-120W	120lm/W	50~60HZ	5000~7000K	>90%	Φ60mm
LED60W-200W	120lm/W	50~60HZ	5000~7000K	>90%	Φ60mm



LED17-023



<b>PF</b> >0.95	10%~90%	AC85~265V
<b>CRI</b> >75	+50°C -35°C	50,000h



LED17-024



SIZE	L	W	H	Power
LED17-023	1000	420	235	LED50W~200W
LED17-024	1020	440	260	LED50W~200W

功率 LED Power	流明 Lumens	频率 Frequency Range	色温 Color Temperature	效率 Efficiency	安装管径 Pipe Diameter
LED50W-200W	120lm/W	50~60HZ	5000~7000K	>90%	Φ60mm

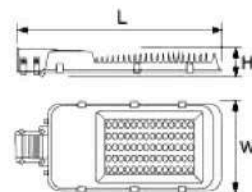
# Street Light XT-Series



LED17-025



LED17-026

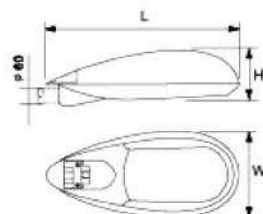


SIZE	L	W	H	Power
A	495	210	70	LED10W-50W
B	550	257	80	LED30W-80W
C	650	270	105	LED60W-120W
D	750	280	105	LED80W-150W

功率 LED Power	流明 Lumens	频率 Frequency Range	色温 Color Temperature	效率 Efficiency	安装管径 Pipe Diameter
LED10W-150W	120lm/W	50-60HZ	5000-7000K	>90%	Φ60mm

<b>PF</b> >0.95	10%~90%	AC85-265V
--------------------	---------	-----------

<b>CRI</b> >75	+50°C -35°C	50,000h
-------------------	----------------	---------



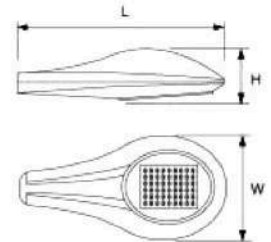
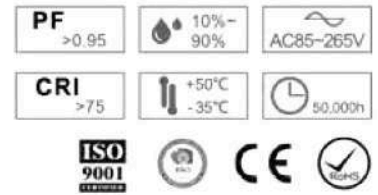
SIZE	L	W	H	Power
A	660	350	170	LED80W-120W
B	760	350	170	LED120W-180W
C	860	350	170	LED160W-240W
D	960	350	170	LED200W-300W
E	1060	350	170	LED240W-360W
F	1160	350	170	LED280W-420W

功率 LED Power	流明 Lumens	频率 Frequency Range	色温 Color Temperature	效率 Efficiency	安装管径 Pipe Diameter
LED120W-420W	120lm/W	50-60HZ	5000-7000K	>90%	Φ60mm

# Street Light XT-Series



LED17-027

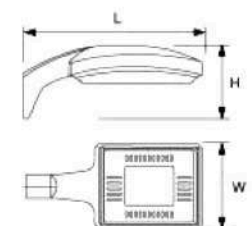
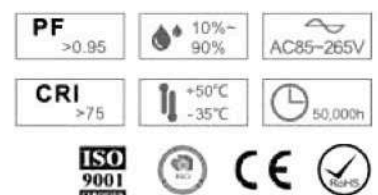


SIZE	L	W	H	Power
A	660	400	120	LED50W
B	740	400	120	LED80W
C	820	400	120	LED100W
D	900	400	120	LED150W
E	980	400	120	LED200W

功率 LED Power	流明 Lumens	频率 Frequency Range	色温 Color Temperature	效率 Efficiency	安装管径 Pipe Diameter
LED50W-200W	120lm/W	50~60HZ	5000~7000K	>90%	Φ60mm



LED17-028



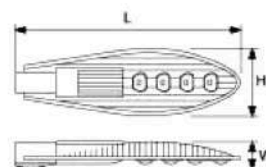
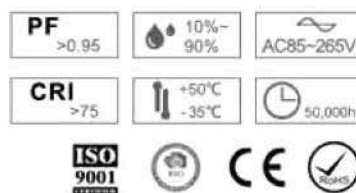
SIZE	L	W	H	Power
A	600	330	200	LED20W-60W
B	780	390	240	LED60W-120W

功率 LED Power	流明 Lumens	频率 Frequency Range	色温 Color Temperature	效率 Efficiency	安装管径 Pipe Diameter
LED120W-420W	120lm/W	50~60HZ	5000~7000K	>90%	Φ60mm

# Street Light XT-Series



LED17-029

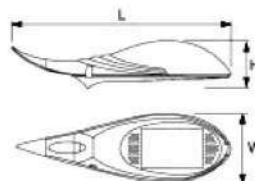
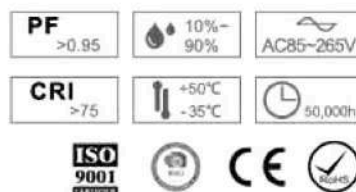


SIZE	L	W	H	Power
A	500	215	85	LED30W-60W
B	720	280	95	LED90W-120W
C	880	340	100	LED90W-150W
D	1100	420	100	LED160W-320W

功率 LED Power	流明 Lumens	频率 Frequency Range	色温 Color Temperature	效率 Efficiency	安装管径 Pipe Diameter
LED30W-320W	120lm/W	50~60HZ	5000~7000K	>90%	Φ60mm



LED17-030



SIZE	L	W	H	Power
A	950	280	170	LED30W-60W
B	1050	300	180	LED60W-90W

功率 LED Power	流明 Lumens	频率 Frequency Range	色温 Color Temperature	效率 Efficiency	安装管径 Pipe Diameter
LED30W-90W	120lm/W	50~60HZ	5000~7000K	>90%	Φ60mm

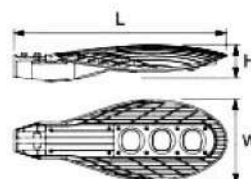
# Street Light XT-Series



LED17-031



<b>PF</b> >0.95	<b>10%~90%</b>	<b>AC85-265V</b>
<b>CRI</b> >75	<b>+50°C -35°C</b>	<b>50,000h</b>



SIZE	L	W	H	Power
A	660	400	120	LED50W
B	740	400	120	LED60W
C	820	400	120	LED100W
D	900	400	120	LED150W
E	980	400	120	LED200W

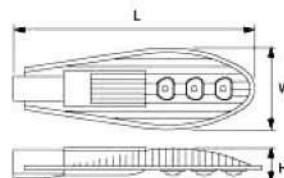
功率 LED Power	流明 Lumens	频率 Frequency Range	色温 Color Temperature	效率 Efficiency	安装管径 Pipe Diameter
LED50W-200W	120lm/W	50~60HZ	5000~7000K	>90%	Φ60mm



LED17-032



<b>PF</b> >0.95	<b>10%~90%</b>	<b>AC85-265V</b>
<b>CRI</b> >75	<b>+50°C -35°C</b>	<b>50,000h</b>



SIZE	L	W	H	Power
A	400	170	70	LED20W-30W
B	500	260	90	LED30W-50W
C	620	260	90	LED60W-80W
D	703	280	120	LED120W
E	875	335	90	LED150W

功率 LED Power	流明 Lumens	频率 Frequency Range	色温 Color Temperature	效率 Efficiency	安装管径 Pipe Diameter
LED20W-150W	120lm/W	50~60HZ	5000~7000K	>90%	Φ60mm

# Street Light XT-Series

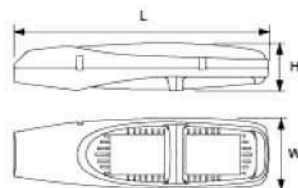


LED17-017



<b>PF</b> >0.95	10%~90%	AC85-265V
<b>CRI</b> >75	+50°C -35°C	50,000h

LED17-022



SIZE	L	W	H	Power
LED17-023	1350	400	260	LED100W~200W
LED17-024	1350	400	260	LED180W~400W

功率 LED Power	流明 Lumens	频率 Frequency Range	色温 Color Temperature	效率 Efficiency	安装管径 Pipe Diameter
LED100W-200W	120lm/W	50~60HZ	5000~7000K	>90%	Φ60mm
LED180W-400W	120lm/W	50~60HZ	5000~7000K	>90%	Φ60mm

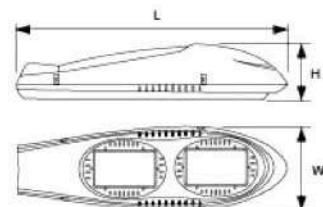


LED17-019



<b>PF</b> >0.95	10%~90%	AC85-265V
<b>CRI</b> >75	+50°C -35°C	50,000h

LED17-020



SIZE	L	W	H	Power
LED17-014	1350	365	280	LED60W~200W
LED17-014	1450	450	300	LED180W~400W

功率 LED Power	流明 Lumens	频率 Frequency Range	色温 Color Temperature	效率 Efficiency	安装管径 Pipe Diameter
LED60W-200W	110lm/W	50~60HZ	5000~7000K	>90%	Φ76mm
LED180W-400W	130lm/W	50~60HZ	5000~7000K	>90%	Φ76mm

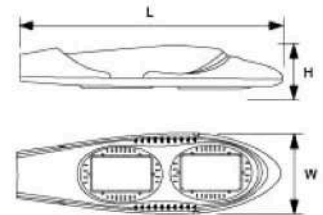
# Street Light XT-Series



LED17-021



<b>PF</b> >0.95	<b>10%~90%</b>	<b>AC85~265V</b>
<b>CRI</b> >75	<b>+50°C -35°C</b>	<b>50,000h</b>



LED17-022

SIZE	L	W	H	Power
LED17-021A	1450	365	266	LED60W-200W
LED17-021B	1450	450	300	LED180W-400W

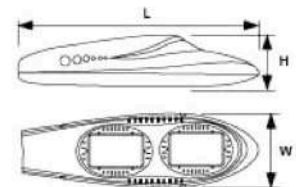
功率 LED Power	流明 Lumens	频率 Frequency Range	色温 Color Temperature	效率 Efficiency	安装管径 Pipe Diameter
LED60W-200W	120lm/W	50~60HZ	5000~7000K	>90%	Φ60mm
LED180W-400W	120lm/W	50~60HZ	5000~7000K	>90%	Φ60mm



LED17-023



<b>PF</b> >0.95	<b>10%~90%</b>	<b>AC85~265V</b>
<b>CRI</b> >75	<b>+50°C -35°C</b>	<b>50,000h</b>



LED17-024

SIZE	L	W	H	Power
LED17-021A	1450	365	266	LED60W-200W
LED17-021B	1450	450	300	LED180W-400W

功率 LED Power	流明 Lumens	频率 Frequency Range	色温 Color Temperature	效率 Efficiency	安装管径 Pipe Diameter
LED60W-200W	110lm/W	50~60HZ	5000~7000K	>90%	Φ76mm
LED180W-400W	130lm/W	50~60HZ	5000~7000K	>90%	Φ76mm

# Street Light XT-Series



## HY-SL001



### 技术参数

功率 LED Power	流明 Lumens	频率 Frequency Range	色温 Color Temperature	防护等级 IP	安装管径 Pipe Diameter
LED8W-20W	1100Lm-5500Lm	50~60HZ	3000~6500K	IP65	Φ60mm



## HY-SL006



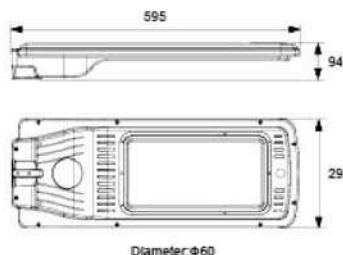
### 技术参数

功率 LED Power	流明 Lumens	频率 Frequency Range	色温 Color Temperature	防护等级 IP	安装管径 Pipe Diameter
LED8W-20W	1100Lm-5500Lm	50~60HZ	3000~6500K	IP65	Φ60mm

# Street Light XT-Series



## HY-SL001

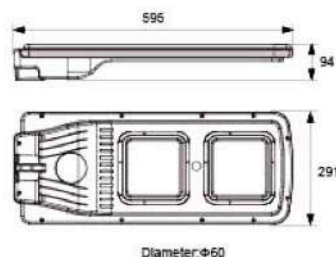


### 技术参数

功率 LED Power	流明 Lumens	频率 Frequency Range	色温 Color Temperature	防护等级 IP	安装管径 Pipe Diameter
LED30W	1100Lm-5500Lm	50~60HZ	5000~7000K	IP65	Φ60mm



## HY-SL006



### 技术参数

功率 LED Power	流明 Lumens	频率 Frequency Range	色温 Color Temperature	防护等级 IP	安装管径 Pipe Diameter
LED60W	1100Lm-5500Lm	50~60HZ	5000~7000K	IP65	Φ60mm

# Street Light XT-Series



LED17-033

SIZE	L	W	H	Power
A	573	250	170	LED30W-60W
B	675	300	190	LED60W-90W



LED17-034

SIZE	L	W	H	Power
A	760	360	220	LED30W-60W
B	850	400	275	LED60W-80W



LED17-035

SIZE	L	W	H	Power
A	520	255	130	LED10W-30W
B	660	245	150	LED30W-60W
C	730	330	170	LED30W-60W



LED17-036

SIZE	L	W	H	Power
A	460	220	140	LED10W-30W
B	600	260	140	LED30W-60W



LED17-037

SIZE	L	W	H	Power
	840	300	220	LED30W-80W



LED17-038

SIZE	L	W	H	Power
A	730	310	230	LED30W-60W
B	830	330	240	LED60W-90W



LED17-039

SIZE	L	W	H	Power
A	730	310	230	LED30W-60W
B	830	330	240	LED60W-100W



LED17-040

SIZE	L	W	H	Power
A	730	310	230	LED30W-60W
B	830	330	240	LED60W-100W

# Street Light XT-Series



LED17-041

SIZE	L	W	H	Power
A	500	500	155	LED30W-80W
B	600	600	230	LED60W-120W



LED17-042

SIZE	L	W	H	Power
	710	310	180	LED30W-90W



LED17-043

SIZE	L	W	H	Power
A	700	300	200	LED20W-40W
B	780	348	250	LED30W-60W



LED17-052

SIZE	L	W	H	Power
A	700	320	90	LED30W-100W
B	850	350	100	LED90W-180W



LED17-045

SIZE	L	W	H	Power
A	800	350	240	LED80W-200W
B	900	380	232	LED60W-180W



LED17-059

SIZE	L	W	H	Power
	602	269	95	LED30W-50W



LED17-062

SIZE	L	W	H	Power
A	640	355	130	LED80W-120W
B	725	316	136	LED120W-180W
C	810	316	136	LED160W-240W
D	895	316	136	LED200W-300W



LED17-066

SIZE	L	W	H	Power
A	660	350	170	LED80W-120W
B	760	350	170	LED120W-180W
C	860	350	170	LED160W-240W
D	960	350	170	LED200W-300W
E	1060	350	170	LED240W-360W
F	1160	350	170	LED280W-420W

# Street Light XT-Series



LED17-090

SIZE	L	W	H	Power
A	680	500	220	LED40W-90W
B	780	600	240	LED80W-120W



LED17-092

SIZE	L	W	H	Power
	780	390	240	LED60W-120W



LED17-093

SIZE	L	W	H	Power
A	680	500	220	LED40W-90W
B	780	600	240	LED80W-120W



LED17-082

SIZE	L	W	H	Power
A	750	310	127	80W
B	950	400	145	180W



SIZE	L	W	H	Power
A	650	300	120	LED80W
B	850	350	125	LED180W



SIZE	L	W	H	Power
A	616	259	186	LED30W-80W
B	676	303	186	LED80W-140W



SIZE	L	W	H	Power
	740	310	75	LED200W



SIZE	L	W	H	Power
	695	310	75	LED120W

# Street Light XT-Series



LED17-073

SIZE	L	W	H	Power
A	345	306	70	LED28W
B	405	306	70	LED42W
C	465	306	70	LED56W
D	525	306	70	LED70W
E	585	306	70	LED84W
F	645	306	70	LED98W
G	705	306	70	LED112W



LED17-074

SIZE	L	W	H	Power
A	537	370	100	LED80W-120W
B	626	370	100	LED120W-180W
C	715	370	100	LED160W-240W
D	808	370	100	LED200W-300W



LED17-076

SIZE	L	W	H	Power
A	565	360	100	LED60W
B	650	360	100	LED90W
C	735	360	100	LED120W
D	820	360	100	LED150W
E	905	360	100	LED180W



LED17-071

SIZE	L	W	H	Power
A	560	355	95	LED80W-120W
B	640	355	95	LED120W-180W
C	720	355	95	LED160W-240W
D	800	355	95	LED200W-300W



LED17-081

SIZE	L	W	H	Power
A	422	318	138	LED30W-100W
B	522	318	138	LED100W-160W
C	600	318	138	LED120W-180W
D	853	318	138	LED180W-260W



SIZE	L	W	H	Power
A	495	210	86	LED100W
B	495	295	86	LED180W
C	870	295	86	LED350W



LED17-086

SIZE	L	W	H	Power
A	760	320	100	LED60W-80W
B	960	360	120	LED100W-180W



LED17-087

SIZE	L	W	H	Power
A	395	310	75	LED30W-100W
B	595	310	75	LED90W-180W
C	895	310	75	LED150W-240W

# Street Light XT-Series

DL-601



SIZE	L	W	H	Power
A	920	360	240	150W-400W
B	1020	388	258	250W-400W

DL-602



SIZE	L	W	H	Power
A	810	330	230	70W-250W
B	860	350	230	150W-250W
C	1000	388	258	250W-400W

DL-603



SIZE	L	W	H	Power
A	860	330	240	150W-400W
B	1060	370	260	150W-400W

DL-604



SIZE	L	W	H	Power
A	810	330	250	70W-250W
B	860	340	220	150W-400W
C	1050	380	250	250W-400W

DL-605



SIZE	L	W	H	Power
	1100	340	240	150W-400W

DL-606



SIZE	L	W	H	Power
A	730	320	220	150W-400W
B	810	350	230	150W-400W

DL-607



SIZE	L	W	H	Power
A	1050	320	280	150W-250W
B	1100	360	280	150W-400W

DL-608



SIZE	L	W	H	Power
	760	310	220	70W-250W

DL-609




SIZE	L	W	H	Power
A	660	330	220	70W-150W
B	730	370	250	150W-250W
C	780	350	230	150W-400W

DL-610



SIZE	L	W	H	Power
	990	420	270	150W-400W

DL-611



SIZE	L	W	H	Power
	820	350	250	150W-400W

DL-612



SIZE	L	W	H	Power
	1060	420	278	150W-400W

DL-613



SIZE	L	W	H	Power
A	730	310	230	70W-250W
B	830	330	250	150W-250W
C	900	380	280	250W-400W

DL-614



SIZE	L	W	H	Power
A	680	305	195	70W-250W
B	760	348	250	150W-400W


DL-615



SIZE	L	W	H	Power
A	730	280	200	70W-150W
B	760	300	200	150W-250W
C	860	310	220	150W-400W
D	1050	360	250	250W-400W

# Street Light XT-Series

DL-616



SIZE	L	W	H	Power
A	760	300	210	70W-250W
B	810	300	210	150W-400W

DL-617



SIZE	L	W	H	Power
A	760	300	210	70W-250W
B	810	300	210	150W-400W

DL-618



SIZE	L	W	H	Power
A	760	300	210	70W-250W
B	810	300	210	150W-400W

DL-619



SIZE	L	W	H	Power
A	730	340	180	150W-250W
B	810	380	220	150W-400W
C	860	420	230	150W-400W

DL-620



SIZE	L	W	H	Power
	860	380	230	150W-400W

DL-621



SIZE	L	W	H	Power
	780	330	230	150W-400W

DL-622



SIZE	L	W	H	Power
A	760	320	230	70W-250W
B	840	330	250	150W-250W
C	880	350	270	150W-400W

DL-623



SIZE	L	W	H	Power
A	680	320	210	70W-250W
B	830	375	230	150W-400W
C	866	385	290	250W-400W

DL-624



SIZE	L	W	H	Power
A	700	330	250	70W-250W
B	738	358	296	150W-400W
C	890	395	335	250W-400W

DL-625



SIZE	L	W	H	Power
A	573	250	170	70W-150W
B	675	300	190	150W-250W

DL-626



SIZE	L	W	H	Power
A	600	348	218	70W-250W
B	780	440	240	150W-400W

DL-627



SIZE	L	W	H	Power
A	700	320	280	150W-250W
B	752	345	280	150W-400W

DL-628



SIZE	L	W	H	Power
A	730	310	230	70W-250W
B	830	330	240	150W-250W
C	900	380	270	250W-400W

DL-629



SIZE	L	W	H	Power
A	860	340	230	150W-400W
B	980	380	260	250W-400W

DL-630



SIZE	L	W	H	Power
A	750	320	230	70W-250W
B	880	360	255	150W-400W
C	930	380	270	250W-400W